

Burder

AG ATTACHMENTS



front end loaders forklifts & attachments



Made in Australia



PAGE 4



PAGE 5



PAGE 6



PAGE 8



PAGE 16

Simple and easy to use Level Indicator



Vesconite bushes in all wear points for Easy maintenance



Hydraulic dampeners for an Easy ride and longer life for loader

Millenium locking system:

- Easy operation
- Detach Burder loader from tractor in under 3 minutes
- No tools required, just unlock and release pin

Through Rod Tilt Rams for faster dump and crowd



Burder quick change lever system for Easy operation:

- Self latching spring mechanism allows Easy implement attachment from tractor
- Hydraulic operated quick change available



Protective cover for manifold and hoses on crossmember

- Including Hydraulic Quick Couplers for front remotes
- Standard Hydraulic Fittings used for Easy repair



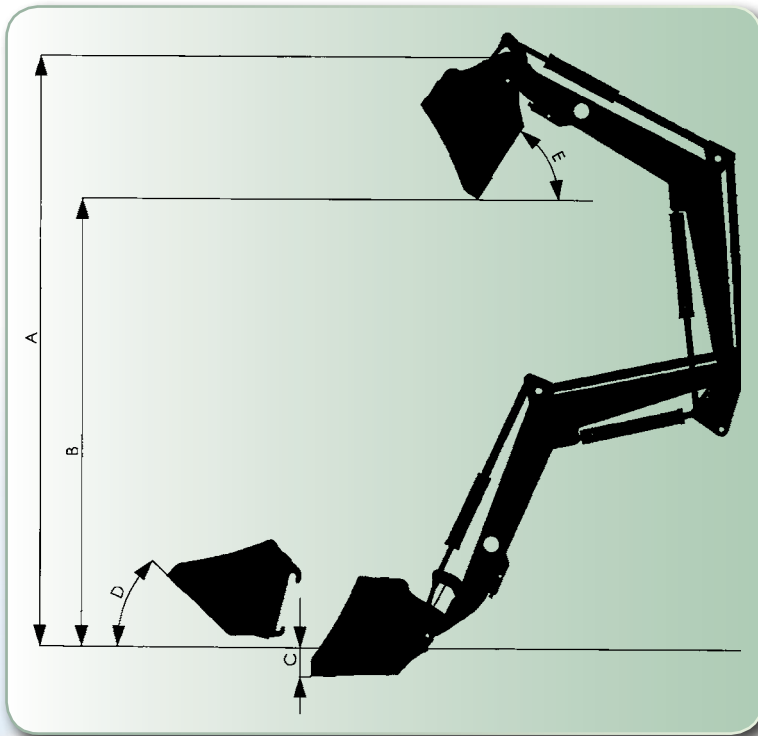

Greasable plated pins for Easy maintenance



Simple and Easy to use leg locking system:

- Single operation release
- Discreet upright position


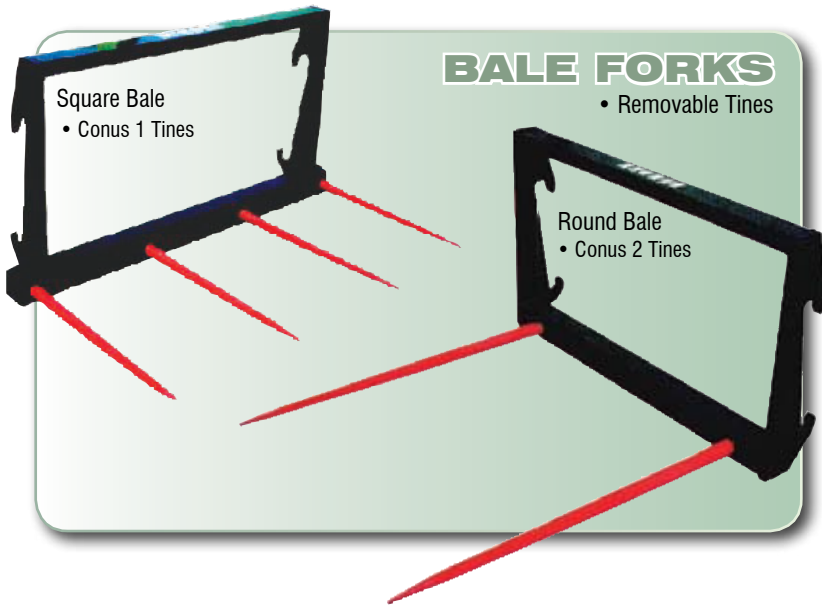





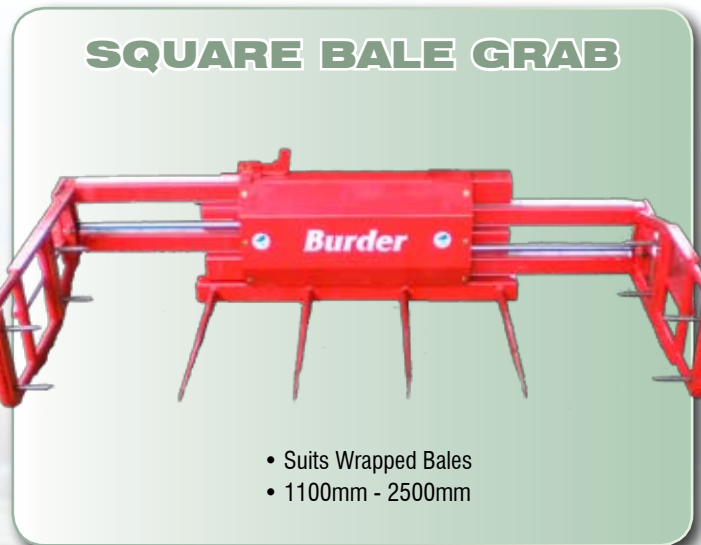
Burder Front End Loader Specifications

	2040	3020XP2	3030XP2	3050XP3	5050XP2 6050XP2	C8030XP3	8030XP2	8070XP3	9050XP3	9070XP3
Tractor HP	15-20	15-20	20-25	25-35	35-50	50-80	60-90	70-100	100-150	150-200
Bucket width m	1.2	1.0/1.2	1.35	1.35/1.5	1.65/1.8	1.5/1.8	1.5/1.8	1.8/2.1	2.1/2.4	2.1/2.4
S.W.L. (Std Bucket)	280kg	300kg	550kg	550kg	800kg	1000kg	1000kg	1200kg	1500kg	1500kg
A. Lift height to pin mm	1800	1900	2100	2400	2700/2900	3200	3500	3950	4050	4250
B. Dump height (mm)	1400	1450	1540	1860	1990/2090	2250	2590	2870	2950	3170
C. Dig depth (mm)	110	70	70	70	80	150	150	180	180	180
D. Crowd Angle	40°	25°	35°	40°	35°	45°	45°	50°	50°	50°
E. Dump Angle	45°	40°	45°	50°	55°	55°	55°	55°	55°	55°
Front end loader weight	170kg	250kg	300kg	350kg	550kg	730kg	800kg	950kg	1100kg	1250kg

BALE FORKS



GRABS



COMBINATION FORK FRAME

Pallet Forks

- Pivoting Forks
- Adjustable width



550kg
1000kg
1500kg

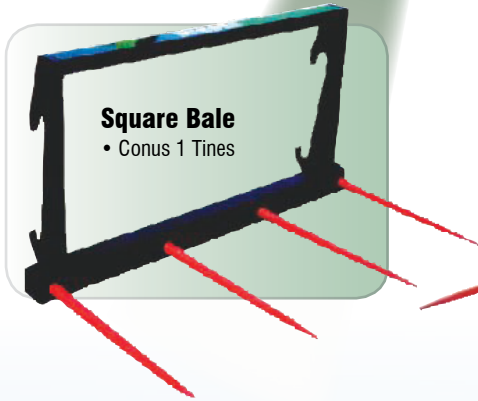


Optional High Back



Square Bale

- Conus 1 Tines



Round Bale

- Conus 2 Tines



PALLET FORKS

ADJUSTABLE PALLET FORKS

- Adjustable width
- 3000 - 2 positions per side
- 6, 8 & 9000 - 3 positions per side

550kg
1000kg
1500kg



SLIDING TINE PALLET FORK

- Safety Locking System
- Infinitely Adjustable

1000kg
1500kg
2000kg



HEAVY DUTY LOG FORK & GRAB

- Top grab available to suit pallet forks



Model	Weight kg	Rated Capacity kg	Square Bale Fork cm	Round Bale Fork cm	Adjustable Pallet Fork cm	Sliding Tine Pallet For cm	Combo Fork cm
3000	95	550	130 x 65	100 x 65	117 x 65		130 x 65
5/6000	160	800	144 x 75	114 x 75	144 x 75	114 x 75	144 x 75
8/9000	190	1000	144 x 75	128 x 75	144 x 75	123 x 75	144 x 75
9000	230	1500	144 x 75	128 x 75	144 x 75	149 x 75	144 x 75
9000	230	2000				149 x 75	

*Tine length 115cm to the pin

*Weights and measurements approx

BUCKETS

STANDARD BUCKET


- BIZ edge
- Stiffening rib
- Wear plates
- Reinforced ends

• Optional Teeth



4-IN1 BUCKET

- Optional Log Teeth



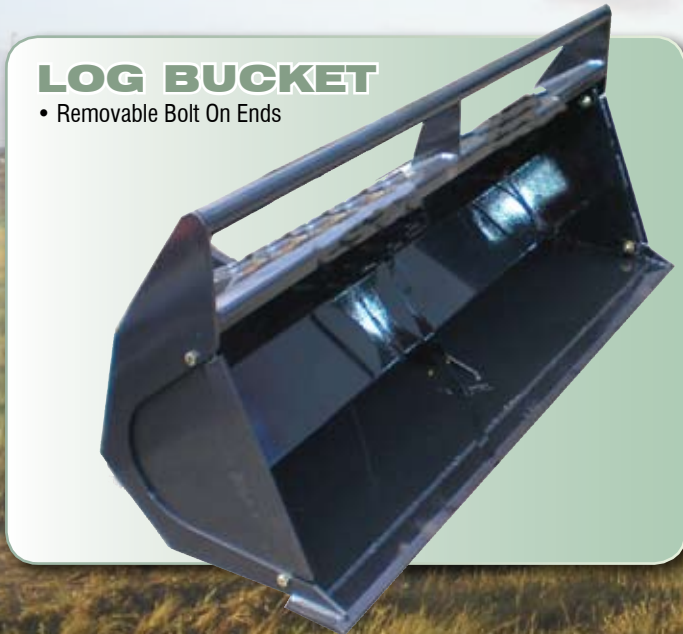
STONE BUCKET

105mm Spacing



LOG BUCKET

- Removable Bolt On Ends



Model	STANDARD			4-IN-1		
	Width	Vol	Weight kg	Width	Vol	Weight kg
2000	1.20m	0.13m ³	49	1.20m	0.10m ³	88
	1.35m	0.19m ³	55	1.35m	0.11m ³	99
3000	1.20m	0.17m ³	69	1.20m	0.17m ³	135
	1.35m	0.19m ³	77	1.35m	0.19m ³	152
	1.50m	0.21m ³	86	1.50m	0.20m ³	169
6000	1.65m	0.31m ³	135	1.65m	0.23m ³	231
	1.80m	0.35m ³	145	1.80m	0.25m ³	252
8000	1.50m	0.41m ³	165	1.50m	0.35m ³	380
	1.80m	0.49m ³	215	1.80m	0.41m ³	420
	2.10m	0.57m ³	231	2.10m	0.48m ³	450
9000	1.80m	0.61m ³	249	1.80m	0.50m ³	580
	2.10m	0.71m ³	291	2.10m	0.57m ³	620
	2.40m	0.81m ³	321	2.40m	0.64m ³	665

*Size and weights approx

TOP GRABS

**TOP GRAB FOR
BUCKET**



**TOP GRAB FOR BUCKET
WITH FORGED
TINES**



BLADES, RAKES & GRAPPLES

STICK RAKE



GRAPPLE

Size
1.8m
2.1m



BLADE



Size
1.2m
1.5m
1.8m
2.1m
2.4m

- F.E.L Blade with optional root rake
- 200mm Tine Spacings

**BLADE WITH
MESH GUARD**


- Blades with optional mesh guard



THE BURDER ADVANTAGE



Optional Soft Ride



Clear View through all Burder Forklift Masts for Easy View

Lock Mechanism Open for Easy removal



Lock Mechanism Closed




Industrial Greasable Mast Bearings with Integral Thrust for Easy maintenance




Side Shift Carriage with 150mm stroke for Easy operation

Compact Tilt Mechanism including quick detach



Tine Retainer for Easy fork adjustment




Quick Change Frame

		2 STAGE MASTS					3 STAGE MASTS						
		600	600	600	1000	1000	1000	1500	1500	1500	1500		
Lift Capacity kg at 550mm from fork face					1000	1000	1000						
					1500	1500	1500	1500	1500	1500	1500		
					2000	2000	2000	2000	2000	2000	2000		
Lift height mm		1500	2000	2500	1800	2400	3000	3600	4200	2400	3000	3600	4200
Mounted height at 550mm drop		1500	1700	1950	1500	1800	2100	2400	2700	1600	1800	2000	2200
Ground Clearance mm with fork drop of	550				400	400	400	400	400	300	300	300	300
	650				500	500	500	500	500	400	400	400	400
	750				600	600	600	600	600	500	500	500	500
	850				700	700	700	700	700	600	600	600	600
Mast weight in kg				500	560	610	660	720		600	650	700	760

• Linkage Mount available

*Size and weights approx

BUCKET



Width	Cubic Vol	HP Range
1.5m	0.26m³	40-60
1.5m	0.41m³	60-100
1.5m	0.51m³	100+


GRAB




**ROUND
BALE
GRAB**

FORK ATTACHMENTS

**SPREADER
FORK**





**QUICK
CHANGE
FORK**



**DOUBLE BIN
FORK**



BIN TIPPERS



Model	Mount	Lifting Capacity
*Forward Tipper	Fits on Fork Tines	500kg
*Forward Tipper	Fits on Fork Tines	1000kg
Side Bin Tipper	Requires Quick Change Frame	500kg

*Can also be used on front end loaders, but requires pallet forks

TRENCHERS




HTPLT 4800

- Includes PTO Pump and Tank

- Rock Friendly Blade
- *Requires oil before use

Model	HTPLT 4800 Hydraulic Drive
Digging Depth	800mm
Trench Width	100-150mm
Tractor PTO HP	22
PTO	540 RPM
Hydraulic Requirements	Self Contained
Speed	90 metres per hour
Tractor must have creeper gears or hydrostatic transmission	

5200 Includes PTO Shaft



- Rock Friendly Blade

Model	5200 PTO
Digging Depth	900mm
Trench Width	110-200mm
Tractor PTO HP	25-40
PTO	540 RPM
Hydraulic Requirements	1 Circuit
Speed	200 metres per hour
Tractor must have creeper gears or hydrostatic transmission	

5600 Includes PTO Shaft



- Rock Friendly Blade

Model	5600 PTO
Digging Depth	1000mm
Trench Width	150-250mm
Tractor PTO HP	40-80
PTO	540 RPM
Hydraulic Requirements	1 Circuit
Speed	200 metres per hour
Tractor must have creeper gears or hydrostatic transmission	


SMART HITCH



EASY, SAFE & FAST

- Easy to use - anyone can do it
- Safe to use - no need to get off the tractor
- Fast change from implement to implement
- Convenience at its best

- **CAT 1 MINI**
- **CAT 2**
- **CAT 3**



HYDRAULIC TOP LINK



POST HOLE DIGGERS

Available drills: 100-600mm



Tungsten Teeth And Pilot



	Description	Drive	Flow LPM	Ideal Flow L/Min	Auger Range	
Burder 25	Auger Drive	Hydrostatic	50mm round S2	15-32	25	100-300
Burder 35	Auger Drive	Hydrostatic	65mm round S4	25-57	35	100-400
Burder 65	Auger Drive	Hydrostatic	65mm round S4	27-65	55	100-500
Burder 95	Auger Drive	Hydrostatic	65mm round S4	50-95	75	100-600

JIB & CUSTOM MOUNTS



- Burder manufactures attachments to fit other loaders
- Burder converts other attachments to fit Burder loaders
- Attachments for telehandlers
- John Deere & Other Mounts also supplied stand-alone

Other Mounts include:

- 3 Point Linkage
- Quicke - Trimma - Stolle - Alo
- Branson
- Nell
- Challenge
- Mahindra
- JCB
- CAT
- **Any mount build to spec**



Burder



JD CX



Kubota Euro



JD X



Kubota LA 203



JD Spring Bracket



Manitou

REAR LOADERS

**TRX 9400
6040 XP2**



**FENDT 920
9770 XP**



**BCS
6040 XP2**



UNDER AXLE & OVER AXLE BLADES



TELEHANDLER IMPLEMENTS



Attachments Available
To Suit Telehandlers
And Other Loaders



CRAWLERS & TRACK MACHINES

CRAWLER




CAT CHALLENGER 55

With 9090 XP3 Loader



ACCESSORIES


COUNTER WEIGHT



- 300kg
- 500kg
- 800kg
- 1000kg

- Cat 1
- Cat 2
- Cat 3

WELD IN SLEEVES & FORK TINES



BUCK RAKE

FOLDING BUCK RAKE



Size	Weight kg	Cubic Volume m ³
3.5m	1350	4.8
4.5m	1600	5.6

*3 Point Linkage mounts available



HYDRAULIC PUSH OFF



Size	Weight kg	Cubic Volume m ³
3.0m	1200	4.0
3.5m	1350	4.8

*3 Point Linkage mounts available

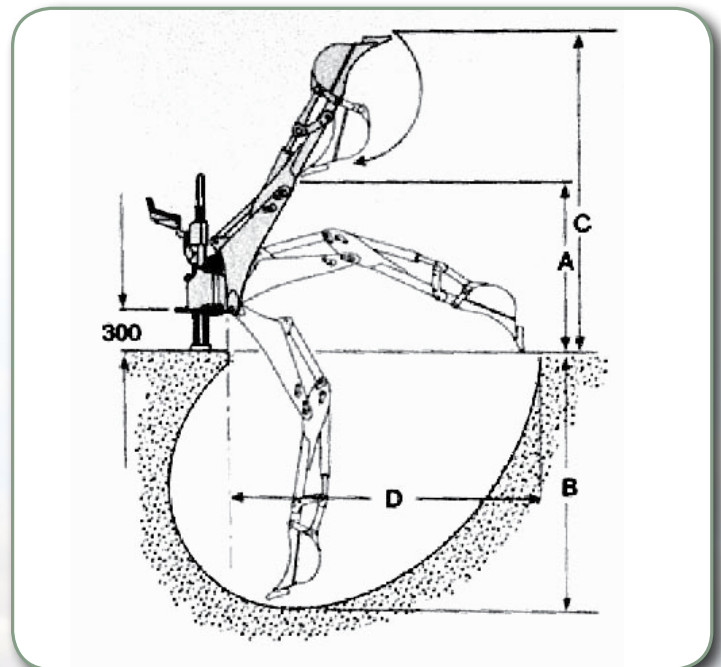
ZUIDBERG FRONT LINKAGE & PTO



ITALIAN MADE
TITAN backhoes ^{BY} **Burder**
AG ATTACHMENTS


SIDE SHIFT

Model	A mm	B mm	C mm	D mm	Break Out kg	Bucket mm	Weight kg	Hp Range
C180	1630	1770	2330	2435	2600	250-600	515	30-50
C230	2050	2300	2740	2960	2600	250-600	545	30-60
C250	2160	2490	3100	3270	2600	300-600	580	60-100
C250H	2160	2490	3100	3270	2750	300-800	720	60-120
C270	2370	2650	3370	3530	2750	300-900	770	60-120
C290	2520	2800	3570	3800	2750	300-900	820	60-150



CENTRE MOUNT

Model	A mm	B mm	C mm	D mm	Break Out kg	Bucket mm	Weight Kg	Hp Range
U100	1100	1050	1500	1500	1000	235-400	260	15-30
U150	1250	1520	2000	2000	1500	250-400	310	15-50
U180	1500	1800	2250	2475	1500	250-400	330	40-80
U250	2160	2490	3100	3270	200	200-500	490	60-100
U270	2300	2650	3370	3550	2000	300-600	575	60-100



*C Series
Side Shift*

*U Series
Centre Mount*

Burder

Burder

KERR STREET, WANGARATTA 3677
PHONE: (03) 5722 2343
FAX: (03) 5721 3401
EMAIL: sales@burder.com.au
WEB: www.burder.com.au
A.B.N. 57 088 183 555

Your local dealer: